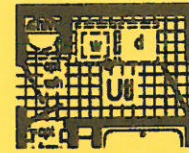
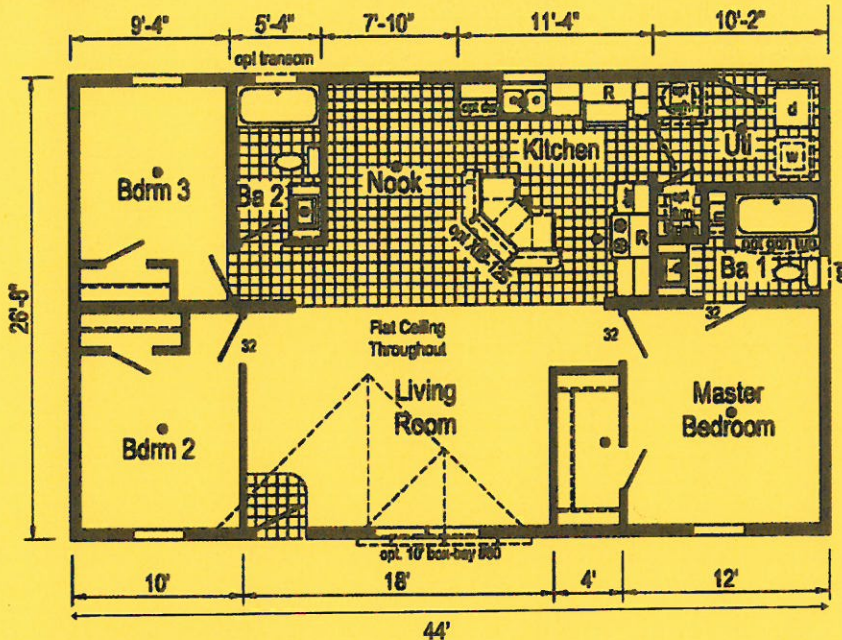



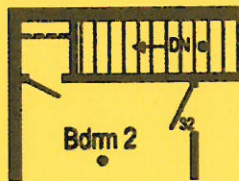
H The Montana



Alternate Utility
with End Entry



1173 Sq Ft
3 Bedrooms
2 Baths



Standard Features


2x6 Exterior Walls 8' High
Northern Insulation Package
OSB Sheathing & Wind Wrap
25 Year Shingles
Maintenance Free Vinyl Siding
6 Panel Front Door & Rear
Dead Bolt Locks
Thermopane "Low E" Windows
30" Gas Range
18 C.F. Frost Free Refrigerator
Shaker Hardwood Cabinets
Kitchen Counter Backsplash

Single Lever Faucets
Mini Blinds Throughout
Vinyl Entry
Shelf Over Washer/Dryer
100 AMP Electric Service
Energy Efficient Gas/LP Furnace
30 Gallon Water Heater
Main Line Water Shut-off
Fiberglass Tubs in Baths
China Bath Sinks
Bathroom Counter Backsplash
Exterior Frost Free Faucet

Additional Features Shown

200 Amp Service
50 Gallon Water Heater
Window in Master Bath
Transom Window in Hall Bath
Furnace & Water Heater Door
Cathedral Ceiling
16" Eave Overhangs

Dishwasher
Perimeter Heat Vents
Paddle Fan
Window in Rear Door
Cabinet over Washer/Dryer
Upgraded Brass Faucets
Patio Door



Town and Country Housing
4285 S. Prairie View Rd, Chippewa Falls, WI 54729
715-834-1279

www.townandcountryhousing.com

Specifications Subject to Change Without Notice